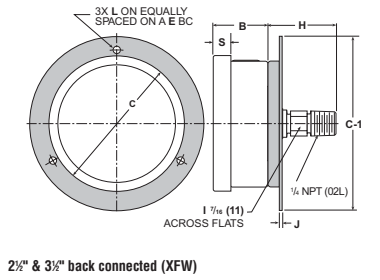
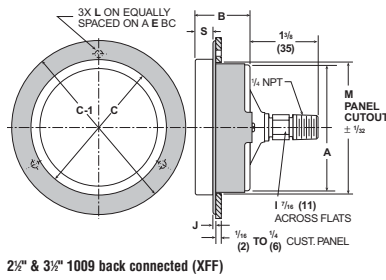
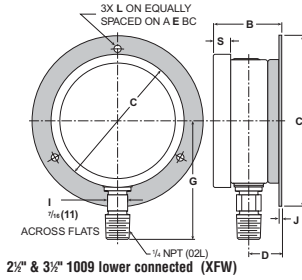
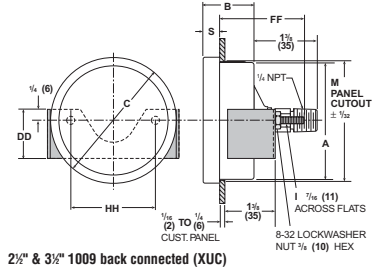
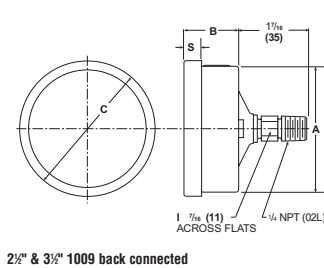
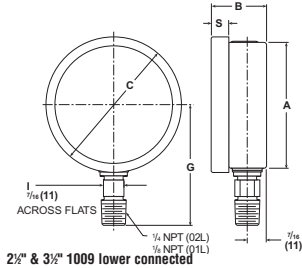


Case Type 1009 – 2½ & 3½



Gauge Size	A	B	C	C-1	D	DD	E	FF	G	H	HH	I	J	L	M	S	Weight	
																	Dry	LF
2½ (63)	2 21/32 (67)	1 3/16 (30)	2 7/8 (73)	3 11/16 (94)	3/4 (19)	1 1/8 (29)	3 3/8 (79)	1 11/16 (43)	2 9/16 (65)	1 3/32 (28)	2 1/16 (52)	7/16 (11)	1/16 (2)	5/32 (4)	2 13/16 (71)	3/8 (10)	.26# .12kg	.50# .32kg
3½ (100)	3 19/32 (91)	1 9/32 (33)	3 31/32 (100)	5 7/32 (133)	7/8 (22)	1 5/32 (12)	4 9/16 (106)	1 29/32 (48)	3 (76)	3 (76)	2 13/32 (61)	7/16 (11)	5/32 (4)	7/32 (6)	3 13/16 (97)	1 5/32 (12)	.44# .20kg	.88# .40kg

Note: Dimensions in brackets () are millimeters.